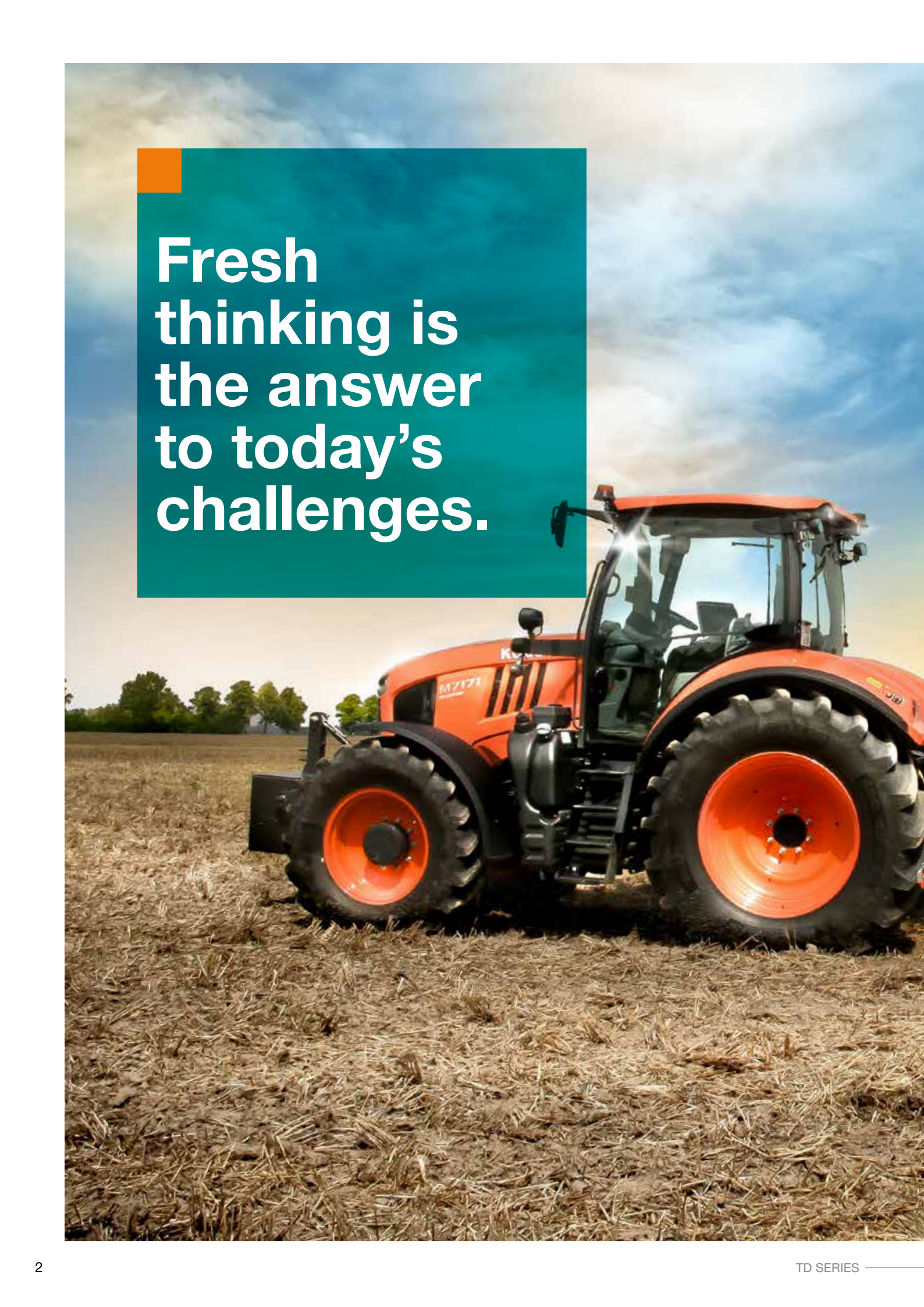


For Earth, For Life
Kubota

TD

**KUBOTA
TD SERIES**



A red tractor with large black tires and orange rims is shown from a side profile, parked in a field of dry, golden-brown grass. The tractor has 'M7171' and 'KUBOTA' visible on its side. The background features a line of green trees under a bright, cloudy sky. A teal rectangular box with a small orange square in its top-left corner is positioned in the upper left, containing the text.

**Fresh
thinking is
the answer
to today's
challenges.**

The challenges facing the agricultural sector are becoming increasingly bigger. And when times are tough, only one thing helps: a new way of thinking. Envisaging alternative options and making smart decisions. For your next tractor purchase, this means opting for efficiency instead of image. For a tractor that can do tough work with top performance whilst under constant strain. And all that at a reasonable price. A Kubota tractor is exactly the right alternative at times like these.





Precise and efficient with the correct seed heart

Kubota itine seeders have been developed to achieve perfect results under varies conditions. In particular the easy handling and the wide range of equipment as well as various options combined with high performance make the TD1001F series a real alternative among crop establishment systems. Especially in extreme conditions for example, humid soil or high crop residues, the advantages become evident.





Versatile, user-friendly and economic

The TD models are available as folding version from 4.8m to 6.0m

Five rows of tines

The intelligent arrangement of the seeding tines over five rows allows the TD1001F series to maintain even seed depth across the seedbed and in conditions with high amounts of crop residues. The symmetrical distribution of the rear row of tines ensures excellent seed depth and levelling. The TD1001F series is available with tine spacings of 12.5 or 15cm. The flexibility allows its operation after the plough as well as with conservation tillage.



Wheel equipment

Equipped with the largest profile wheels of any machine in its class (11.5/80-15.3 10PR), the TD1001F series offers significant advantages. The large diameter wheels of the TD1001F series run smoothly and easily, the tyre pressure of around one bar ensures the "footprint" of the machine is significantly reduced. Deep wheelings are avoided whilst the seed bed is protected against compaction. The infinite depth adjustment and thus the sowing depth are precisely controlled with the TD1001F series wheel equipment.



Hopper capacity up to 1700 ltr.

With up to 1700 litres hopper capacity, the TD1001F offers one of the biggest hopper capacity in this product sector. Due to the optimised position of the hopper, the centre of gravity is close to the tractor. The sturdy hopper cover is protected from damage by an overload system when filling with Big Bags. The hopper sides are substantially steeper, which ensures complete emptying of the seed and also the position of distribution head is higher to gain more angle. A window located directly above the metering device enables the operator to monitor the hopper content from the tractor cab. The access steps and large loading platform offer safe and excellent access to the seed hopper.



Electric metering device ELDOS

The ELDOS metering device is positioned at the side of the machine for easy and safe calibration. Application rates from 1 to 400kg/ha are possible.





Superior precision and ease of handling

If you are looking for perfect execution: levelling the soil, preparing the seed bed, re-consolidation, seed placement accuracy and smooth covering in one single pass. The TD tine seeder combines capacity, easy adjustment and perfect seed placement. It brings savings through lower draft force, less seed usage, reduced working time and fuel consumption.

ELDOS the precision metering device

The ELDOS metering device, is electrically driven and is fully ISOBUS compatible in the e-com version. Auto on/off using GEOCONTROL and a GPS signal is possible which avoids double seeding on the headland. Special sensors ensure perfect functionality all monitored from the tractor cab. All important components are easily visible and accessible on left hand side.



Simple accessible. No tools needed.



Fully ISOBUS compatible. Plug and Play!

Calibration

The calibration test with the ELDOS is very simple due to the on-screen guidance for all seed settings. The operator simply enters the desired values into the terminal, no gears have to be adjusted, just press one button to start calibration and that's it. A remote control allows the calibration process to be carried out directly at the metering device, the calibration is done automatically.

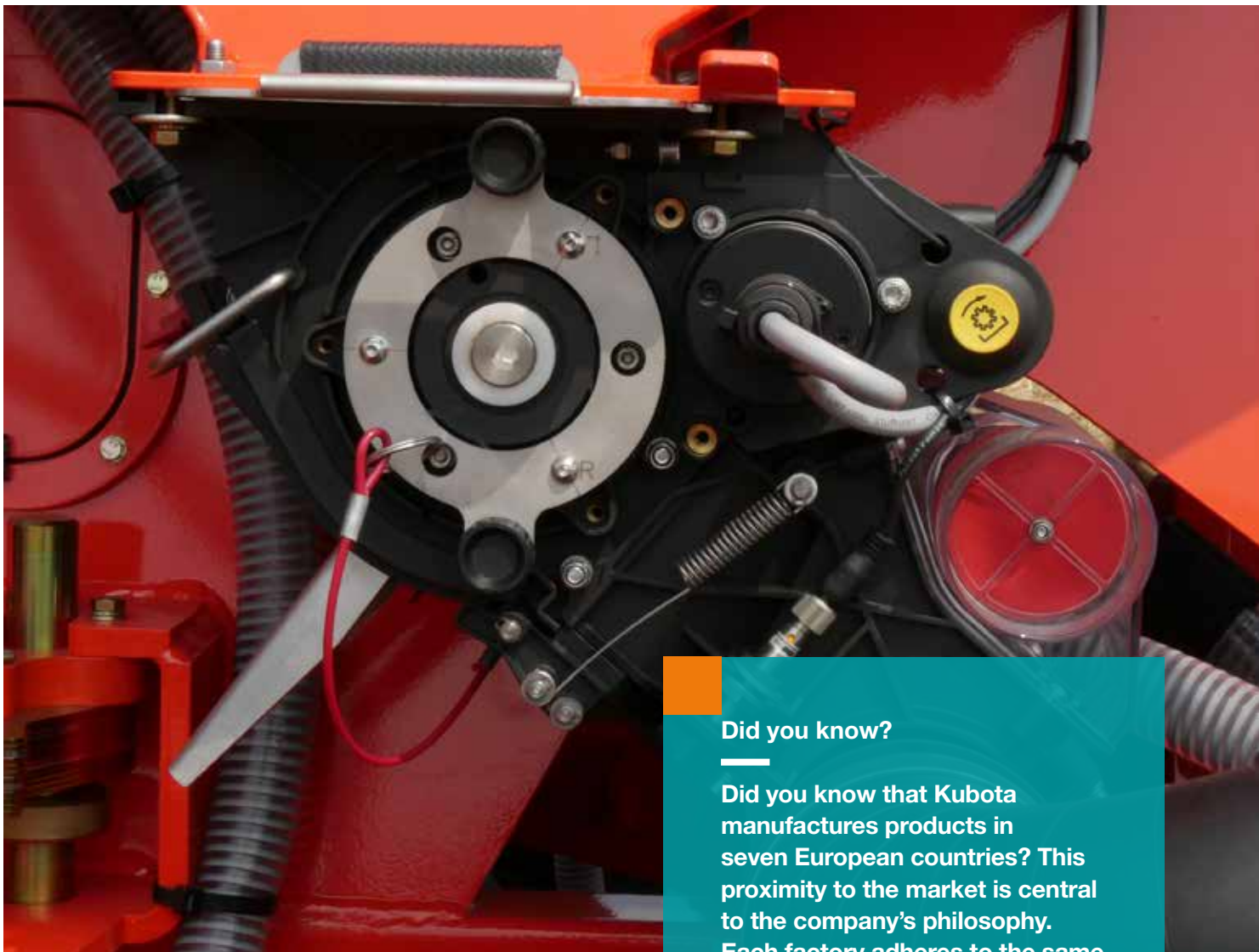
Self-controlled and fail-safe

Four seed rotors are delivered as standard for fine, medium and large seeds or fertiliser. If the operator selects the wrong rotor by mistake, the system recognises this and gives a warning. It is completely self-controlled and fail-safe. The exchange of the rotors is carried out quickly and easily without the need of any tools. Application rates from 1 to 400 kg/ha are possible depending on working speed and width. Rotor No. 5 is offered for maize, sunflowers and greening seeds.

Electronic control

The ELDOS is steered by Kubota e-com or e-bas software. The e-com system offers all options required by the professional farmer. With the e-com system the TD is fully ISOBUS compatible and ready for Plug & Play! Using an industry standard plug, the machine is connected directly to the ISOBUS terminal of an ISO compliant tractor (DIN-ISO 11873). All machine information and control functions are shown on the tractor virtual terminal, no additional monitor is necessary. Auto on/off function using GEOCONTROL and a GPS signal is possible which avoids double seeding on the headland. If the tractor is not equipped with an ISOBUS compatible system, the TD1001F can be controlled by the Kubota own IsoMatch Tellus GO or IsoMatch Tellus terminals.

The e-bas system includes the basic electronics to run and monitor the machine functions via the Focus 3 terminal. The e-bas system controls the ELDOS metering device, the tramlining, the hectare metre and fan speed control. The Focus 3 is not ISOBUS compatible and it does not support GPS signals or applications.



Did you know?

Did you know that Kubota manufactures products in seven European countries? This proximity to the market is central to the company's philosophy. Each factory adheres to the same high Japanese quality standards, whether it is located in Germany, France or Japan.

5 rotors for different seeds

Rotor 1 for high rate cereals e.g. wheat

Rotor 2 for grass

Rotor 3 for rape and small seeds

Rotor 4 for low rates of cereals

Rotor 5 for maize, sunflowers and greening seeds



There is no need for any tools to remove the cover or change the rotor. The software is controlling the system. It is a fixed drive system and needs no adjustments. Therefore rotor recognition avoids selecting the wrong rotor.



Always the right speed! A radar speed sensor records the speed in order to maintain desired seeding rate at all times.



#Ease to use



Good access, easy adjustment and toolless

In particular the ease of handling and the wide range of equipment characterise the TD tine seeder. The seeding depth is adjusted without the need of any tools using a series of spacers which control the depth wheels mounted in the centre of the drill. Thus the TD drill can be changed from shallow rape seeding to deeper wheat seeding within a short time.



Working depth

User-friendly adjustment and clear scales facilitate easy setting of the machine depth and allow quick return to previous positions. No tools are required, the adjustment of the TD1001F models can be changed from shallow oil-seed rape seeding to deeper wheat seeding with a minimum of delay. The horizontal alignment of the machine is controlled by a simple indicator at the hopper.



Adjustment of the central wheel by spacer

Wheels mounted in the centre – excellent ground contour following

With the ability to follow undulating land, the TD1001F series proves its quality. Due to the central position of the land wheels within the main frame, the TD1001F series adapts perfectly to the ground contours. In comparison to implements with front mounted landwheels, the design of the TD1001F series equalises the distance between the tine rows and the landwheels. Thus the impact on the sowing depth when working on slopes or uneven ground is reduced considerably. With the TD1001F series the sowing depth is simply more precise.

Tines in front of the landwheel – even running under all conditions

A tine in front of each landwheel levels the soil and ensures an even and steady running of the seeder - a prerequisite for the accurate depth control and seed placement with tine seeders. Due to the design of the TD1001F series, seeding can be carried out in a crossways direction to the previous cultivation operations.



Did you know?

Gonshiro Kubota founded the company because he could no longer stand to see people dying from contaminated drinking water. He began by manufacturing products for clean water supply. Since then, we have been offering various products that help to improve the living conditions of people and society. That's what "For Earth, For Life" stands for.

Side depth control wheels

Machine with working widths over 4.5m the TD1001F series is equipped with additional depth control wheels (2x20.5x8.0-10; 6PR) mounted on the wing sections. These are continuously adjustable in depth and support the smooth running and even depth control of the seed placement. The depth control wheels assist as well the free-floating wing sections to also follow lateral ground contours.



The tine – well proven

The seeding tines of the TD1001F are made of high quality spring steel fitted with the Kubota leaf-spring autoreset overload protection. To ensure the free flow of crop residues through the machine, the tines are arranged in an offset configuration over five rows. A new patented seed outlet which has no screws in the seed outlet tube ensures perfect seed placement. The TD1001F series is available with either 12.5 or 15 cm row spacing. The special design of the tines reduce the tractor power requirement and ensure uniform seed depth placement. Also in extremely humid and sticky soils, the TD1001F series ensures perfect seeding results.






Effective and versatile for perfect placement

Effective seeding and covering is the main task to ensure perfect placement and finally high yields. various options are available.

Following harrow

Effective seed covering after sowing is ensured by the twin row precision following harrow section as standard equipment. The special design of the tines allows even high quantities of damp plant residues to pass through the harrow without blocking. Optional the TD1001F series can be equipped with the two rows finger harrow for extremely stony conditions. The harrow pressure and its aggressiveness can be adjusted via the spring pressure adjustment and the angle of the harrow bar.



Two rows finger harrow



Two rows precision harrow



Following harrow and press wheel

As an option the TD series can be equipped with an one-row V-harrow and press wheels. This offers the option of applying additional pressure by the continuously adjustable press wheel. The pressure can be infinitely adjusted via the screw adjusters. If the seed press wheels are not required due to very humid conditions, they can be completely lifted.



Safe on the road and quick in the field

Short set-up time and easy conversion from transport to working position. The 3-part hydraulic folding gives a transport width of 3.00m and ensures smooth running and safe road transport. Lighting equipment is optional available.

Centre of gravity

Low lifting capacity is needed due to the close centre of gravity.




The hopper can easily be filled using big bags and a front loader or telescopic handler. There is no need for unfolding the machine. The hopper can also be filled from a scissor trailer and grain auger, thanks to the well-planned layout

A wide choice of optional equipment



Clod Board

- Hydraulic Clod Board, infinitely adjustable
- Visible from the tractor cab
- Recommended on ploughed and roughly prepared fields



Half-width shut-off

- Distribution head can be easily shut-off for half width sowing
- Simple change to micro metering
- No tools needed
- Retro-fitting is possible



Shut-off valves

- Shut-off valves for tramlines with "border line effect"



Track eradicator

- Depth adjustable via pin and hole system
- Preloaded by spring pressure
- Overload protection



Radar

- A radar speed sensor records the speed in order to maintain the relevant distribution rate at the correct time.



Mechanical fan drive

- For 1000 rpm, 850 rpm or 540 rpm



Pre-emergence marker

- Provides visible guidance markings for subsequent field operations such as spraying or fertilising spreading before emergence of the seed.



Hopper extension

- 350 ltr. hopper extension for 1700 ltr. hopper capacity (not available for TD1601F)



2 row finger harrow

- Recommended for stony conditions
- Adjustable via spring pressure, without any tools



Press wheels

- Ensure optimum seed-soil contact
- Including 1 row V-type harrow
- Pressure adjustable by spindle
- Press wheels can be lifted out completely especially in humid conditions



Lighting equipment

- Safe road transport



Efficient farming: discover the possibilities

Kubota's precision farming offering consists of innovative and custom made equipment, designed to manage your farm with success. Now you can carry out the work in a smarter, more efficient and easier way to get the best out of your machines and crops, as well as saving time and money in fertiliser, chemicals and seeds.

Be a PRO in increasing productivity

The IsoMatch Tellus PRO 12-inch terminal provides you with the optimal solution for an all-in-one control system inside the tractor cab including automatic steering. It is the centre for connecting all ISOBUS machines, running precision farming applications and Farm Management Systems. It offers everything you need to get the maximum out of your machines and crop, as well as cost savings in fertiliser, chemicals and seeds by using automatic section control and variable rate control. With the unique dual screen functionality it gives you the opportunity to view and manage two machines and/or processes simultaneously.

Easy control management

The IsoMatch Tellus GO is a cost-efficient 7-inch terminal, especially developed for managing the machine in a simple way. You are in full control of the machine in exactly the way you want. Easily set up the machine with the soft keys via the 7-inch touch screen and for optimal control while driving simply use the hard keys and rotary switch. Controlling the implement has never been so easy.





Did you know?

Did you know that Kubota is an ISOBUS pioneer? The Kubota company Kverneland Group invented the ISOBUS technology. And incidentally: Kubota is also leading the industry in AEF certified ISOBUS compatibilites

100% focus, the best performance

As tractor steering with IsoMatch AutoDrive-E is handled automatically, you have the freedom to control and monitor your work in an easy way. While the work is more efficient and overlaps are avoided, you can completely focus on the result in the field. (Only in combination with IsoMatch Tellus PRO).

Advanced precision farming software

IsoMatch GEOCONTROL is an advanced software application within the IsoMatch terminals that helps you to control all ISOBUS compatible Kubota machines. Combined with a GPS receiver it fulfils the future needs in terms of innovative and efficient farming! The IsoMatch GEOCONTROL precision farming application includes Manual Guidance and Data Management free of charge. It is possible to expand this application with Section Control and/or Variable Rate Control.

Enhance your success with E-learning

IsoMatch Simulator is a free downloadable virtual training program. It simulates all functions of the IsoMatch Universal Terminals and Kubota ISOBUS machines. Train yourself and make yourself familiar with your machine to avoid errors and enhance your machine performance.



IsoMatch Grip

This ISOBUS auxiliary device is made for maximum machine control and efficient farming. Operate up to 44 implement functions per machine.



IsoMatch Global

The IsoMatch Global is the GPS antenna, with DGPS accuracy, in the IsoMatch product range. It enables satellite navigation for site-specific section control, variable rate application, manual guidance and field registration



IsoMatch InLine

Light bar for manual guidance including section status information. Manage the distance from the A-B line and steer for the ideal position.



IsoMatch (Multi)Eye

Connect up to 4 cameras to the IsoMatch Universal Terminals. It gives you full control and overview of the entire machine operation.

Kubota Farm Solutions: 360° performance for 100% success

We understand that you need more than powerful tractors and implements to succeed: namely, an integrated system of products and services to increase your competitiveness and preparation for the future. With Kubota Farm Solutions (KFS), we have brought together our solutions in a system— and targeted our proposition to you. From intelligent technology to individual services, the KFS advantages complement each other, forming a circle that ends where it begins: with our commitment to support you a little better every time, now and in the future.





Performance

You have a clear objective: to get your work done productively and successfully while being relaxed. Kubota offers you the equipment that can best support you in this endeavour. Whichever tractor or implements you decide on, you can always count on proven quality, excellent performance, and co-ordinated features. In short: intelligent and reliable technology that gets you a decisive step closer to your goal.



Control

You want full control over what you are doing. Kubota provides you with perfectly integrated systems to help you achieve that. From machine optimisation to implement monitoring, you can control the tractor and resources easily from a single terminal. This not only provides you with a better overview of all work processes, but also allows you to work without stress.



Optimisation

You know exactly how you want to get your work done: efficiently, precisely, and most comfortably. Kubota gives you everything you need to obtain optimal results while remaining at ease. With our ISOBUS technology, precision farming solutions, and automatic steering system, you can apply seeds, fertilisers, and pesticides with extreme precision. This lowers your costs and reduces your workload.



Value protection

You know what it takes to be commercially successful: top performance with every task and top conditions over many years. Once again, Kubota offers solutions that fulfil what they promise. Our parts are manufactured to the same high standards and strict specifications as the Kubota machines.



Finance management

You want to improve your productivity, but not at any cost. With Kubota Finance, you can make your planned investment with ease, convenience, and safety. Whether financing or leasing, you benefit from professional advice and attractive conditions. All you need in order to gain the advantages of a technology that drives your success forward. Whether you need machines or services, you have full control of the costs.

#Technical data

Model		TD1480F	TD1500F	TD1560F	TD1600F
Working width	(m)	4.80	5.00	5.60	6.00
Transport width	(m)	3.00	3.00	3.00	3.00
No. of coulters (12.5cm distance)		38	40	-	48
No. of coulters (15.0cm distance)		32	32	40	40
Hopper capacity (l)	(l)	1350	1350	1350	1350
Hopper extensions (max. 1700l)	(l)	o(350)	o(350)	o(350)	—
Hopper cover protection		●	●	●	●
Quick emptying chute		●	●	●	●
Low level sensor		●	●	●	●
Mechanical fan drive		o	o	o	o
Hydraulic fan drive		●	●	●	●
Fan speed control		●	●	●	●
ELDOS electric metering device with 5 rotors		●	●	●	●
Metering device control		●	●	●	●
Seed rate adjustment		●	●	●	●
Seed quantity (min. / max.)	(kg)	1-400	1-400	1-400	1-400
Tramlining system with e-bas or e-com electronic steering		o	o	o	o
Shut-off valves for tramlines		o	o	o	o
Pre-emergence marker		o	o	o	o
Half-width shut-off		o	o	o	o
Track eradicator reversible tip (1 set)		o	o	o	o
Following harrow 2 rows precision		●	●	●	●
Following harrow 2 rows finger		o	o	o	o
Press wheels (380 x 50mm) incl. 1 row V type harrow		o	o	o	o
Hydraulic Clod Board		o	o	o	o
Lighting equipment		o	o	o	o
Straight tines		●	●	●	●
Central land wheel 2 x 11.5/80-15.3 (10PR)		●	●	●	●
Lateral control wheel 2 x 20.5x8.0-10 (6PR)		o	o	o	o
Min. power requirement	(HP/kW)	120 / 88	125 / 92	130 / 96	130 / 96
Weight	(kg)	1805	1850	1930	1980

● standard o option



FOCUS 3

The new terminal Focus 3 replaces the former FGS tramlining system and Signus seed controls.

This new terminal runs the e-bas system to control all basic electronic functions of the machines such as hopper low level control, various tramlining systems, hectare information, km/h, fan speed, including the control of the new ELDOS metering device. The Focus 3 also has a full diagnostic function for testing machine sensors and outputs. The Focus 3 is not ISOBUS compatible and does not support GPS signals or applications.

The company reserves the right to change the above specifications without notice. This brochure is for descriptive purpose only. Some of the items pictured in this brochure are optional and not standard equipment. Please consult your local Kubota dealer for warranty, safety or product information. For your safety, Kubota strongly recommend the use of a seat belt in all applications.

©2019 Kverneland Group Soest GmbH

